


<Question 1> Change the circle according to the following conditions.

1. Recolor the circle: "Dark Red"
2. Recolor the outline of the circle: "Green"
3. Add an animation: "Pulse" with "On Click"

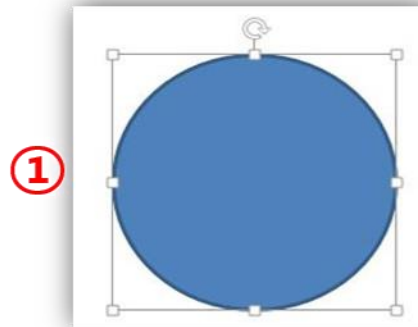
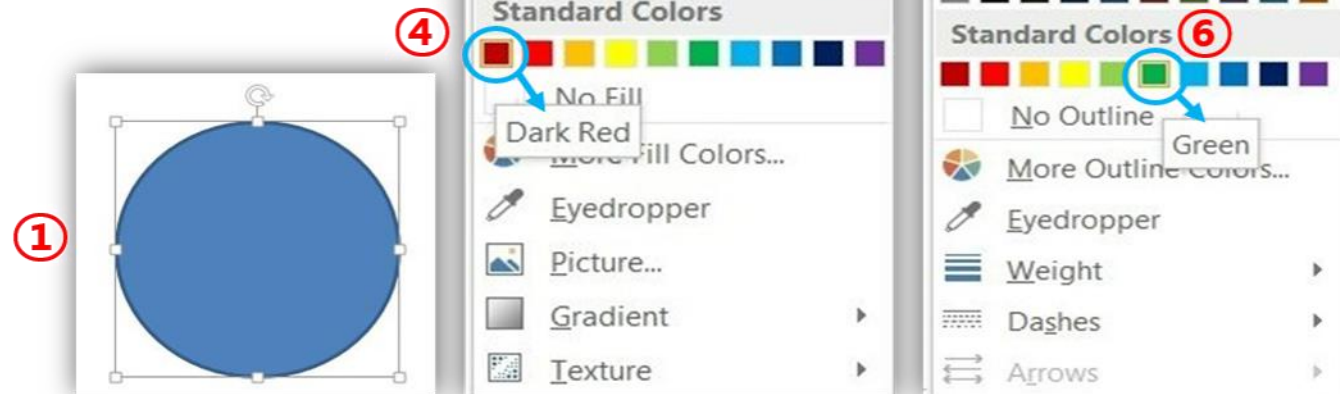


<Problem solving 1 - 1 and 2> Change the circle according to the following conditions.



1. Recolor the circle: "Dark Red"
2. Recolor the outline of the circle: "Green"

1. Click the "Circle Shape" to specify the target for change.
2. Select the newly appearing the "FORMAT" of "DRAWING TOOLS" tab on the ribbon.
3. Specify the following in the "Shape Fill" of "Shape Styles".
4. Find and select the "Dark Red" of "Standard Colors".
5. Specify the following in the "Shape Outline" of "Shape Styles".
6. Find and select the "Green" of "Standard Colors".



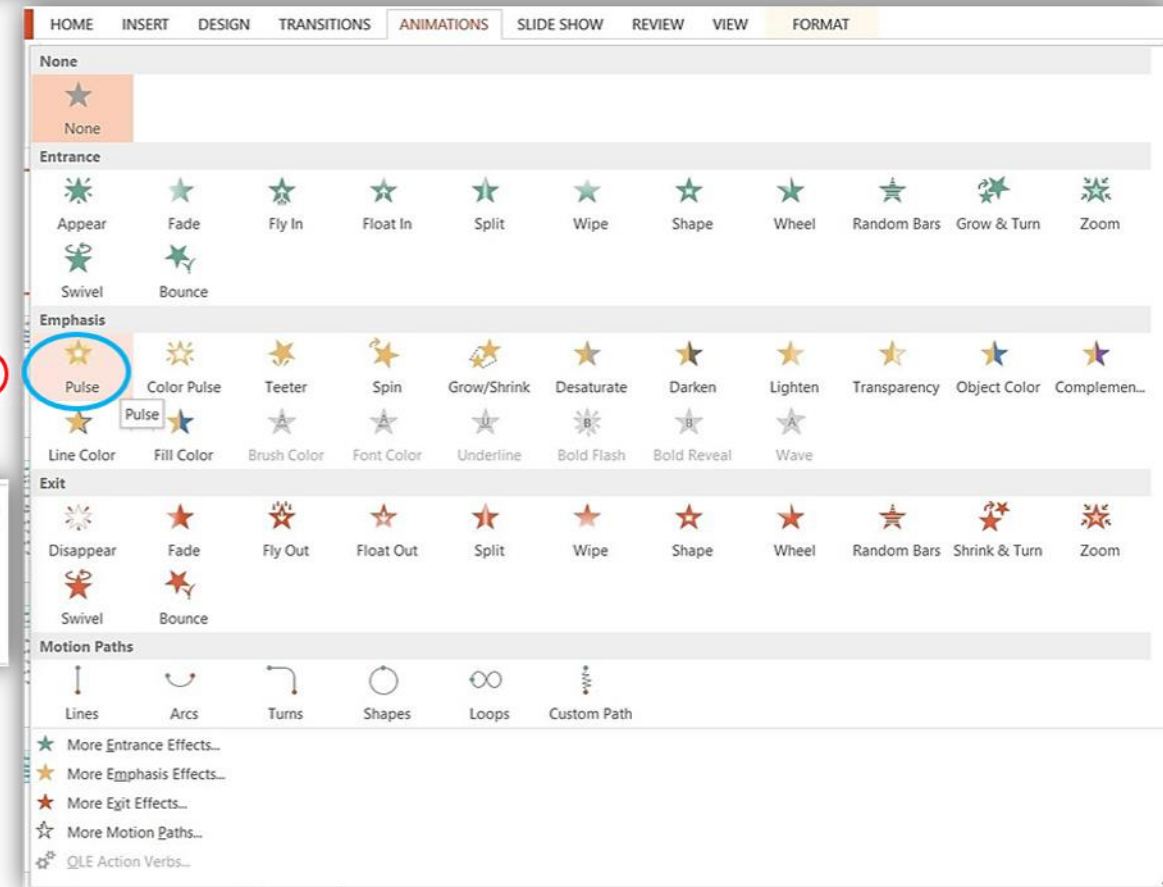
<Problem solving 1 - 3> Change the circle according to the following conditions.

3. Add an animation: “Pulse” with “On Click”

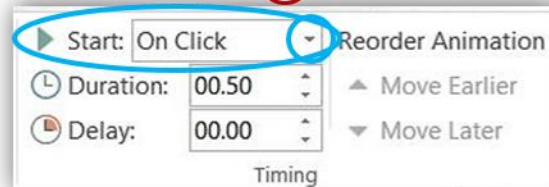
1. Select the “ANIMATION” tab on the ribbon.
2. Specify the following in the “Animation”.
3. Find and select the “Pulse” of “Emphasis”.
4. Set the “On Click” to “Start” of “Timing”.



3



4



<Answer 1> Change the circle according to the following conditions.

1. Recolor the circle: "Dark Red"
2. Recolor the outline of the circle: "Green"
3. Add an animation: "Pulse" with "On Click"

